

PRORIL

50 Hz

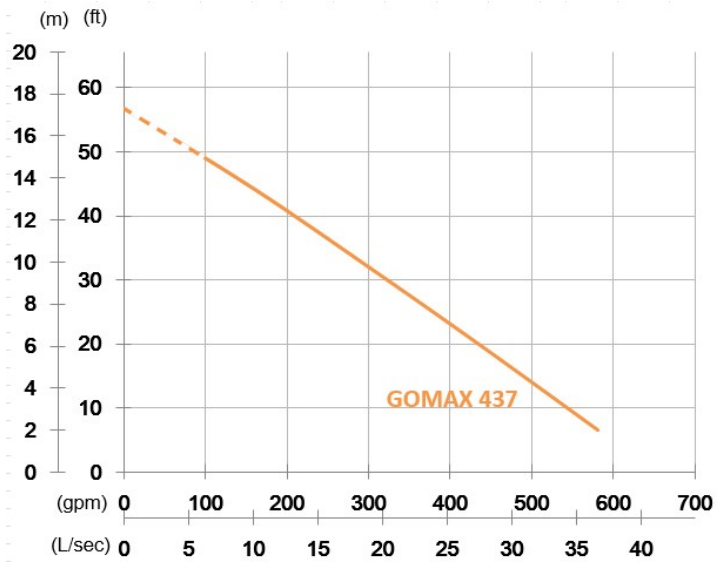
GOMAX Series, these non-clog pumps employ a single-channel enclosed impeller to efficiently and reliably transfer 76mm diameter solids without clogging. GOMAX series pumps are suitable for commercial and industrial wastewater applications.

Sewage Pump

GOMAX 437

Single Channel Pump



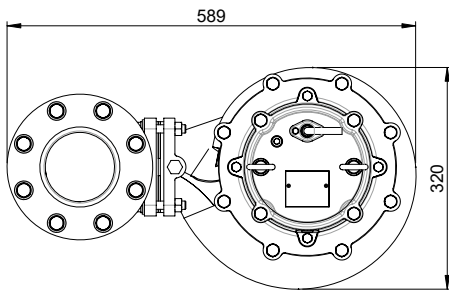


Shaft Speed : 1450 rpm

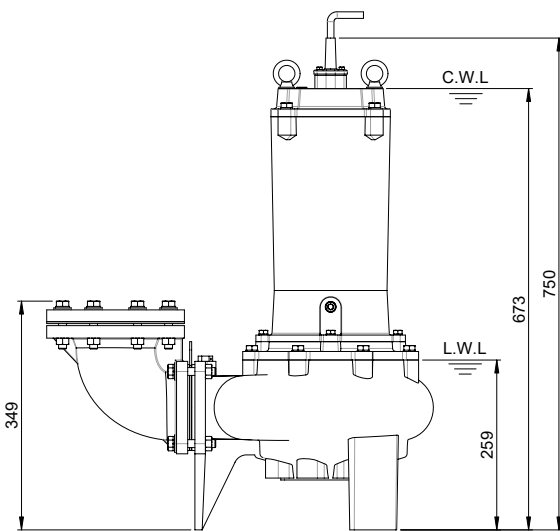
Outlet : 100mm, 4in

OUTPUT	HEAD	FLOW
3.7 kW	Rated : 10m, 33ft	Rated : 20 L/s, 317 gpm
5 HP	Max : 17.5m, 57ft	Max : 36.6 L/s, 581 gpm

Solid Passage : 76 mm, 3 in



Pump Type		Electric Submersible Pumps
		3-Phase
Motor	Type	Induction Motor
	Poles	4 Pole
	Insulation	Class F
	Protector	Circle Thermal Protector
	Starter	D.O.L.
Lubricant		Food Grade (ISO VG32)
Impeller Type		Single Channel
Shaft Seal		Double Mechanical Seal
		Silicon Carbide VS Ceramic / Carbon
Bearings		C3 Shielded ball bearings
Cable		PVC (OSA Certified) / H07RN-F
		10m (33ft) or longer upon request.
Materials	Pump Casing	Gray Iron
	Impeller	Gray Iron
	Motor Frame	Gray Iron
	Motor Shaft	Stainless Steel
	Mouth Ring	Copper Alloy
Max. Liquid Temperature		40°C (104°F)
Max. Submersion Depth		20m (66ft)
pH Range		pH 5 - pH 8
Guide Rail		GRN-03



unit : mm

Weight : 97kg / 214 lbs